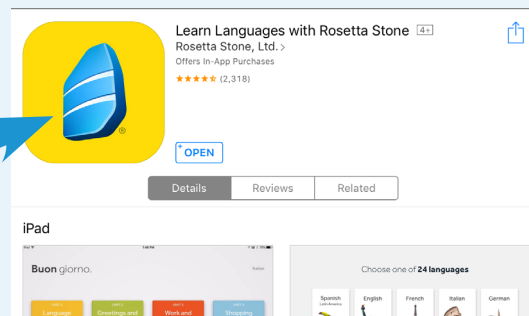




# Rosetta Stone Library Solution Mobile Application Log-In Instructions

Library Solution

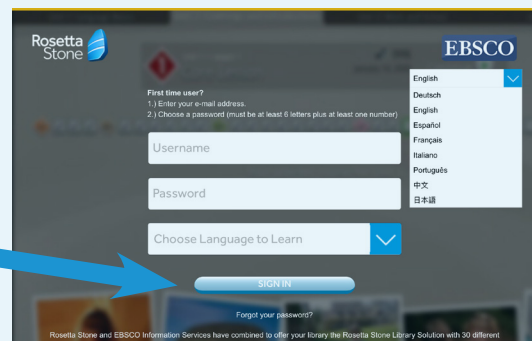
1. Open your **'App Store'** icon.
2. Search for **'Rosetta Stone'**
3. Download the **'Learn Languages: Rosetta Stone'** app (there are other Rosetta Stone apps available, but this is the one you want).



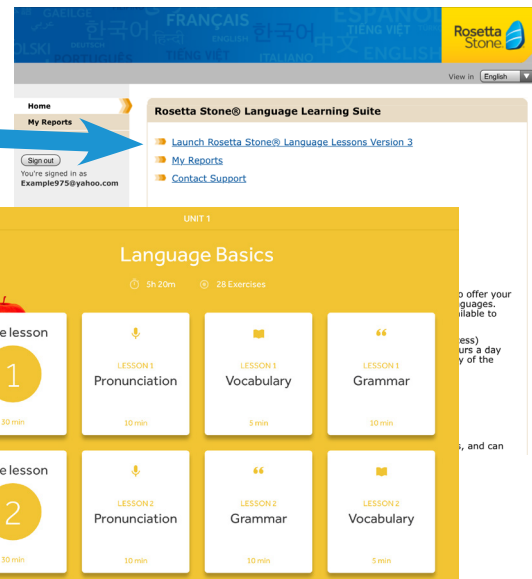
4. **DO NOT** launch the app once installed.
5. Next, open your Web browser.
6. Navigate to your library's website or, more specifically, to the Rosetta Stone log-in portal via your library's website.



7. Once routed to the log-in screen, enter your email, password & the language you desire to learn.
8. Click **'Sign In'** to enter the program.



9. Once in the learning suite section click **'Launch Rosetta Stone Language Lessons Version 3.'**
10. The appropriate lesson will then launch automatically from the Rosetta Stone Application.



## You did it! Happy learning!

For more information, please contact a member of your library's staff.